

Career Outcomes Annual Report

First destination survey outcomes
for the graduates from: August 2022,
December 2022, May 2023



VALPO



Table of Contents

- 3 Executive Summary**
- 4 Class Highlights & Overview**
- 5 Geographic Locations**
- 6 Graduate & Professional Schools**
- 7 Experiential Activities Summary**
- 8 Career & Alumni Network Summary**
- 9 College of Arts & Sciences**
- 10 College of Business**
- 11 College of Engineering**
- 12 College of Nursing & Health Professions**
- 13 Christ College**



VALPARAISO
UNIVERSITY

Founded 1859

Executive Summary

SCOPE, METHODOLOGY AND KNOWLEDGE RATE

This report represents data compiled about Valparaiso University undergraduate degree recipients who graduated in August 2022, December 2022 and May 2023. Data was collected via online surveys and email solicitations, alumni records, social media research, and input from faculty and staff. Data collection began in August 2022 and concluded in April 2024.

Data was collected on 484 of 617 graduates resulting in a knowledge rate of 78.4%. The knowledge rate is the percentage of graduates for whom reasonable and verifiable information concerning the graduates' post-graduation career activities has been collected. Valparaiso University's knowledge rate is considerably higher than the NACE national recommended minimum of 65%*. Of the 133 non-respondents, 60 are College of Arts & Sciences graduates, 15 are College of Business graduates, 19 are College of Engineering graduates, and 39 are from the College of Nursing & Health Professions. This graduate report excludes all graduate degree recipients.

STANDARDS AND PROTOCOLS

The information in this report is collected and compiled following the National Association of Colleges and Employers (NACE) standards and protocols for the collection and dissemination of graduating student initial career outcomes.

*NACE. (2019). Standards and Protocols for the Collection and Dissemination Of Graduating Students Initial Career Outcomes Information for Undergraduates. <https://www.naceweb.org/uploadedfiles/files/2020/publication/first-destination/first-destination-survey-standards-and-protocols.pdf>



Class Highlights & Overview

Results reflect information on 484 of the 617 undergraduate degree recipients, representing a 78.4% knowledge rate.

97.5%

Outcomes Rate
 Graduates in full- and part-time positions, military service, volunteer or service programs or fellowships, and graduate or professional school.

97%

very satisfied or satisfied with first career job

95%

used the Valpo Career & Alumni Network Office


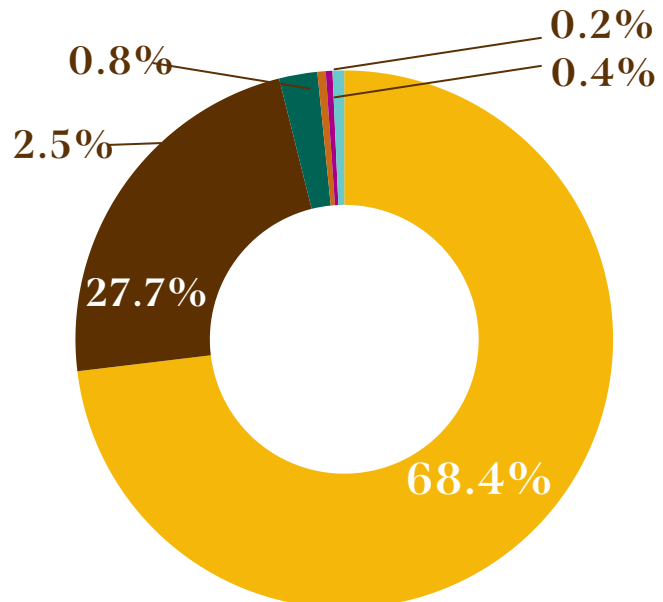
\$64,857

average starting salary

\$65,520

median starting salary

OUTCOMES BREAKDOWN:





Geographic Locations

WHERE GRADUATES ARE WORKING OR STUDYING:



**35
States**

**1
Fulbright
Scholar**

**6
Countries**

**2
Military
Service**



Graduate & Professional Schools

The list below features where members of the Class of 2023 are attending graduate or professional school.

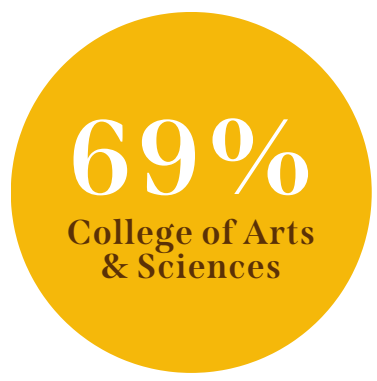
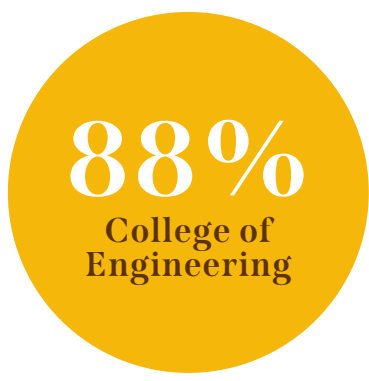
Anglia Ruskin University
Arizona State University
Ball State University
Belmont University
Boston University
Bowling Green State University
Calumet College of St Joseph
Fordham University
Georgetown University Law Center
Houghton University
Illinois Institute of Technology
Illinois State University
Indiana State University
Indiana University – Bloomington
Indiana University
– Purdue University, Indianapolis
Ivy Tech Community College
John Hopkins University
Lewis University
Lincoln Memorial University
Debosk College of Osteopathic Medicine
Louisiana State University
Maryville University
Midland University
Missouri Baptist University
Northwestern University
Roseman University of Health Sciences
Rush University

Saint Francis University
Saint Louis University
Syracuse University
The University of Findlay
Trine University
University of Alabama – Huntsville
University of Chicago
University of Connecticut – Hartford Campus
University of Denver
University of Illinois – Urbana-Champaign
University of Illinois – Chicago
University of Iowa
University of Kentucky
University of Michigan
University of Minnesota
University of Minnesota – Twin Cities
University of Kentucky
University of Montana
University of Nebraska – Lincoln
University of Southern Mississippi
University of St Thomas Law
University of Wisconsin – Madison
Valparaiso University
Vanderbilt University
Washington and Lee University School of Law
Western Michigan University



Experiential Activities Summary

The Valparaiso University experiential activities rate for the Class of 2023 was 83%. This was calculated by tracking students' participation in opportunities such as internships, co-ops, faculty-led research, capstone projects, clinicals, and student teaching.





Career & Alumni Network Summary

95%

of the Class of 2023 used the Valparaiso University Career & Alumni Network

IN THE 2022-23 ACADEMIC YEAR:

2,796

individual student contacts

6

virtual and in-person career fairs hosted

1,696

student event attendance

325+

employers engaged with through events

College of Arts & Sciences

Results reflect information on 208 of 268 undergraduate degree recipients, representing an 77.6% knowledge rate.

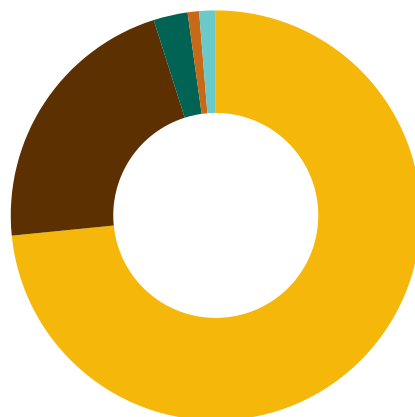
97.6%

Outcome Rate

\$50,480

Average Starting Salary
(of those reported)

OUTCOMES BREAKDOWN:



64.9% Employed

30.3% Continuing Education

2.4% Seeking Employment

1.4% Volunteer or Service Program

0.5% Military Service

0.5% Not Seeking

TOP EMPLOYERS:

ABC57
AccuWeather
Air Force Civilian Service
Alverno Laboratories
Aperion Care
Ascension
Best Buy
Caterpillar Inc.
Chase
Cleveland-Cliffs
Community Healthcare System
DonLevy Laboratories
Disney World
Fox News Media
IGS Energy
KFSM 5News
KSOM Radio Station
Lincoln Financial Group

Marion County Prosecutors Office
Morgan Stanley
Narwhal Group
National Oceanic and Atmospheric Administration
National Park Service
National Weather Service
Navy
Northwest Health
Porter-Starke Services
State of Indiana
United Actuarial Services, Inc.
US Environmental Protection Agency
Wisconsin Dept of Natural Resources
WKYT-TV
Woolpert
World Relief



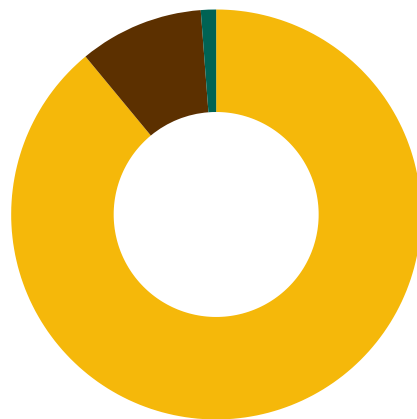
College of Business

Results reflect information on 63 of 78 undergraduate degree recipients, representing an 80.8% knowledge rate.

95.2%
Outcome Rate

\$62,125
Average Starting Salary
(of those reported)

OUTCOMES BREAKDOWN:



- 74.6%** Employed
- 20.6%** Continuing Education
- 4.8%** Seeking Employment
- 0%** Volunteer or Service Program
- 0%** Military Service
- 0%** Not Seeking

TOP EMPLOYERS:

- Balemaster
- Catholic Charities of the Archdiocese of Chicago
- Cleveland-Cliffs
- CLH, CPAs & Consultants
- Deloitte
- Ernst & Young
- Gordon Food Services
- Greentech Renewables
- Home Depot Corporation

- Horizon Bank
- ILG Logistics
- KPMG LLP
- LS Power Development, LLC
- Medartis Inc
- Northrop Grumman
- OTR Transportation
- RLI Insurance Company
- United States Federal Government



College of Engineering

Results reflect information on 73 of 92 undergraduate degree recipients, representing a 79.3% knowledge rate.

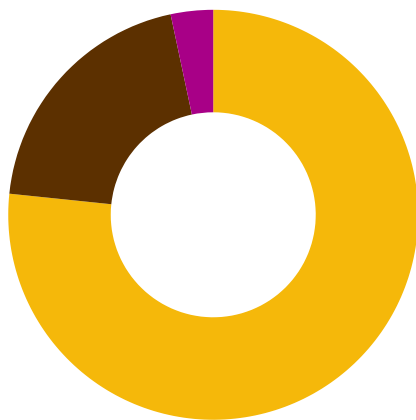
100%

Outcome Rate

\$76,632

Average Starting Salary
(of those reported)

OUTCOMES BREAKDOWN:



- 93.2%** Employed
- 5.5%** Continuing Education
- 0%** Seeking Employment
- 0%** Volunteer or Service Program
- 1.4%** Military Service
- 0%** Not Seeking

TOP EMPLOYERS:

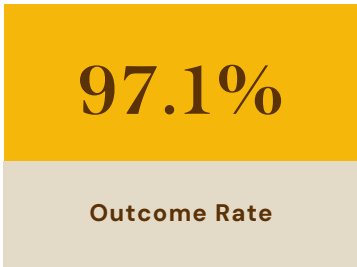
- Abonmarche
- Airvac Inc.
- BP
- Caterpillar Inc.
- Cleveland-Cliffs
- ComEd
- Eli Lilly and Company
- HENSEL PHELPS
- Hubbell Incorporated
- J.W. Hicks, Inc.
- John Deere
- Kimley-Horn
- Lochmueller Group
- Nemko

- New Insight Engineering
- Northrop Grumman
- NSWC, Crane Division
- Primera Engineers
- Raytheon
- Shirley Ryan Ability Lab
- Symbiont, A Mead & Hunt Company
- Texas Instruments
- The Boeing Company
- United States Air Force
- Zimmer Biomet

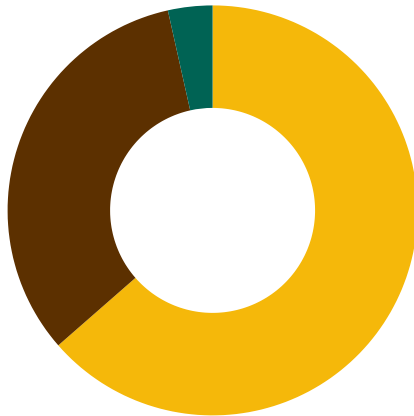


College of Nursing & Health Professions

Results reflect information on 140 of 179 undergraduate degree recipients, representing a 78.2% knowledge rate.



OUTCOMES BREAKDOWN:



TOP EMPLOYERS:

- Advent Health
- Advocate Health
- AmeriCorps
- Ascension
- Beacon Health System
- Children's Mercy Kansas City
- Community Healthcare System
- Duke Raleigh Hospital
- Franciscan Health
- Indiana University Health
 - Riley Hospital for Children
- La Rabida Children's Hospital
- Loyola University Medical Center

- Mayo Clinic
- Northwest Health
- Northwestern Medicine
- Rush University Medical Center
- Saint Joseph Health System
- Stryker
- The Methodist Hospital
- UChicago AdventHealth
- UNC Children's Hospital
- University of Chicago Medicine
 - Center for Care & Discovery
- University of Maryland Medical Center



Christ College The Interdisciplinary Honors College

Results reflect information on 66 of 77 undergraduate degree recipients, representing a 85.7% knowledge rate. Respondents are additionally represented in their respective colleges.

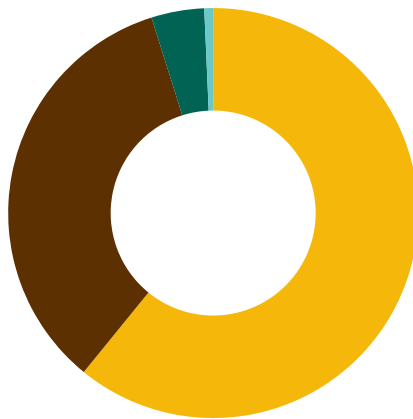
100%

Outcome Rate

\$62,216

Average Starting Salary
(of those reported)

OUTCOMES BREAKDOWN:



- 68.2% Employed
- 30.3% Continuing Education
- 0% Seeking Employment
- 1.5% Volunteer or Service Program
- 0% Military Service
- 0% Not Seeking

TOP EMPLOYERS:

Caterpillar Inc.
Cleveland-Cliffs Inc.
ComEd
Community Healthcare System
Eli Lilly and Company
Kimley-Horn
KPMG LLP

National Oceanic and Atmospheric Administration
National Weather Service
Porter-Starke Services
Superior Engineering, LLC



VALPO

Valparaiso University Career & Alumni Network

1509 Chapel Drive, Valparaiso, IN 46383

career.center@valpo.edu

www.valpo.edu/vucan

219-464-5005