



Dear Colleagues:

Welcome back! I hope you are having a wonderful start to the year. It has been a busy summer and we are well on our way to transitioning from Blackboard to Canvas.

In this inaugural newsletter for the academic year, we want to point out some of the highlights from this summer and talk about what is happening right now. We will start with an update on the Canvas implementation to let you know where we are in the process and to give you useful tips moving forward. Next, in the CITAL Blog Cindy will highlight the writing circle that met over the summer. Finally, Gina will share information on Quality Matters (QM) and a useful tip for using Simple Syllabus. As always, we wish you the best for a successful semester and look forward to continuing to support and collaborate with you.

CITAL



Sincerely,

The CITAL Team (Ed, Gina, and Cindy)



Canvas Implementation Update

We are very excited to continue working through the implementation of the new Canvas Learning Management System. This new system provides opportunities for faculty to enhance their teaching through creativity, innovation, and collaborative tools. Additionally, committees and other interest groups are using the platform to increase collaboration. Finally, and perhaps most importantly, the adoption rate of Canvas is approximately 40 percent. This means:

- 328 Courses being offered in Canvas.
- 152 Faculty members offering courses in Canvas.
- 2,113 Students engaged in Canvas courses.

Over the summer, CITAL was able to provide workshops for faculty interested in adopting Canvas, culminating in over 110 faculty members attending sessions, either in-person or online. More sessions will be scheduled throughout the fall and spring. It is important to

remember that Valpo's contract with Blackboard ends on June 1, 2025. All Summer 2025 Courses will be offered in Canvas.

If you are interested in learning more about Canvas, below are some resources to help you get familiar. Click on the buttons below.

[Get to Know Canvas](#)

[Canvas Help](#)

If you are ready to make the move, please fill out the following form to request to have your previous courses/content migrated for spring term 2025:

[Canvas Course Migration Request](#)

Note that empty course shells will be automatically generated in Canvas for every course on the schedule. However, your content will still need to be moved (migrated) to the Canvas shell from your previous semester's Blackboard courses. If you plan to migrate, please let us know what previous term, course name, and course ID number (if possible), you would like to have migrated for spring 2025.

Thank you all for your support and patience as we continue this transition. Please reach out to cital@valpo.edu with any questions.



Improving your Writing with Valpo's Writing Circle

This summer, a group of faculty and staff met weekly to work on their writing. In this article, Margarita Rayzberg (Sociology), Matthew Ringenberg (Social Work), Mike Longan (Geography), Stefanie Heinrich (Graduate & Online Education), Natalie Krivas (English), and Stacy Hoult (FORL) describe how Valpo's writing circle helped improve their writing.

To read the full article, click here: [Improving your Writing with Valpo's Writing Circle](#)

Are You Ready for Quality Matters Certification?



You can use the QM confidential Course Self Review tool to test how your online course matches up with the best practices as listed in the Specific Review Standards from the [QM Higher Education Rubric 7th Edition](#). A Self Review is a great way to embark on the path of continuous improvement. A Valpo MyQM account is necessary to access the tool. To learn how to create your account and conduct a Self Review, click on the links below:







- [How to Create a QM Account](#)
- [How to Conduct a QM Self Review](#)



How many of your students read your syllabus?

Simple Syllabus allows instructors to track student engagement with your syllabus by using the Student Engagement tool. Navigate to the syllabus, and at the top of the syllabus you will see a blue horizontal bar that will display the [student engagement tool](#). The dark blue portion of the bar represents the number of students who have viewed the syllabus, light blue represents the number of students who have not viewed the syllabus. When you hover your cursor over the bar, the number will display. Click on the blue bar for a detailed breakdown of syllabus engagement listed by student as shown below.



Student	Count	Percent Read	Last viewed
<input type="checkbox"/> Santiago Student		N/A	Not viewed
<input type="checkbox"/> Shannon Student		N/A	Not viewed
<input type="checkbox"/> Sheldon Student		N/A	Not viewed
<input type="checkbox"/> Shiloh Student		N/A	Not viewed
<input type="checkbox"/> Sid Student		N/A	Not viewed
<input type="checkbox"/> Skylar Student		N/A	Not viewed
<input type="checkbox"/> Steven Student		N/A	Not viewed
<input checked="" type="checkbox"/> Samantha Student	2	100% 	Oct 14, 2022, 12:20 PM
<input checked="" type="checkbox"/> Samir Student	6	100% 	Oct 13, 2022, 10:32 AM
<input checked="" type="checkbox"/> Sean Student	8	100% 	Oct 15, 2022, 5:49 PM
<input checked="" type="checkbox"/> Seth Student	9	100% 	Oct 15, 2022, 9:51 AM
<input checked="" type="checkbox"/> Shane Student	3	100% 	Oct 14, 2022, 7:32 PM
<input checked="" type="checkbox"/> Shelly Student	4	100% 	Oct 12, 2022, 12:31 PM

[Visit the CITAL Website, Your One-Stop-Shop for Faculty Resources](#)

[Submit a CITAL Helpdesk Ticket](#)



219.464.5000 - 1700 CHAPEL DRIVE, VALPARAISO, IN 46383-6493 USA - valpo.edu

[Subscribe](#) to our email list.